



Image Diagnostics, Inc.

*Aspect Series Mobile Imaging Tables
with 4-way Float Tabletops*





Image Quality & Patient Access



Product Data Sheet for Aspect 100-4 & 100-4T

Aspect Series Tables with 4-way Floating Tabletops

- Small base pedestal and very large unencumbered imaging areas.
- Very smooth 4-way tabletop float with panning hand control
- Long, slim-profile wheel base and high-strength steel lift column for...
 - ✓ *Excellent stability and safety*
 - ✓ *Very low table weight for easy maneuverability and transport*
 - ✓ *450 lb. (204 kg) "true" patient weight capacity: based on real patient positioning and over the entire range of tabletop positions.*



Aspect 100-4



Aspect 100-4T

- Sleek, easy to clean base and covers (*Stainless steel base cover standard on 100-4T and optional on 100-4*)
- High-quality, carbon fiber tops for excellent fluoroscopic imaging with minimal x-ray attenuation (0.6mm Al equivalence)
- Multiple tabletop sizes and shapes to satisfy application-specific clinical requirements
- Highest quality components for exceptional durability and reliability
- 110V AC operation (230V optional) with internal battery back-up operation. Less than 10 amps required.
- 3-year parts warranty
- Certifications: ETL listed to UL 2601-1, CAN/CSA C22.2 No. 601.1-M90, EN 60601-1, IEC 60601-2-32.



Specifications

Aspect 100-4

Motorized Elevation and Manual 4-Way Floating Tabletop

- Elevate 28" – 37.7" (71 – 95.8 cm)
- 40" longitudinal float (101.6 cm)
- 10" transverse float (25.4 cm)
- 18"/30" x 80" tabletop (46 / 76 x 203 cm)
- 72" imaging area (183 cm) @ max. longitudinal float
- 450 lb. patient weight capacity (204 kg)
- Table weight = 385 lbs. (174.6 kg)



(Optional Stainless steel base cover available)



Aspect 100-4T

Motorized Elevation, Trendelenburg Tilt and Manual 4-way Floating Tabletop

- Elevate 29" – 38.9" (73.7 – 98.8 cm)
- $\pm 10^\circ$ Trendelenburg Tilt
- 32" longitudinal float (81.3 cm)
- 8" transverse float (20.3 cm)
- Automatic locking of 4-way float function when table is not level.
- 24" x 84" tabletop (61 x 213 cm)
- 62" imaging area (157.5 cm) @ max. longitudinal float
- 450 lb. patient weight capacity (204 kg)
- Table weight = 500 lbs. (226.8 kg)



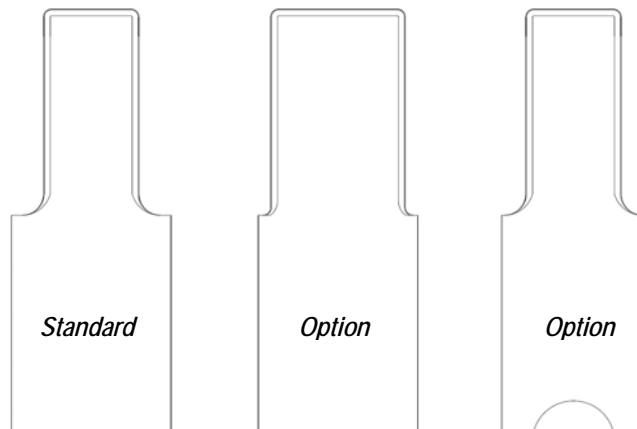


Table Accessories: 4-way Float-Top Tables

Standard (●) and Optional (○) Accessories		
Model Number:	100-4	100-4T
Tabletop Pad	●	●
Panning Hand Control	●	●
Foot Control	○	NA
ID410 Extender Board	●	NA
Armboard, shoulder mount	○	○
Restraint Straps	●	●
Catheter Tray Extension	○	NA
Table-side Radiation Shield	○	○



**Aspect 100-4 Tabletop Options:*



Cat. No.	X100-517	X100-982	X100-1597
Dimensions	18" / 30" W x 80" L (46 / 76 x 203 cm)	25" / 30" W x 80" L (63.5 / 76.2 x 203 cm)	18" / 27" W x 80" L (46 / 68.5 x 203 cm)