

# ilex<sup>®</sup>DUO

VISUAL INTEGRATION PRODUCTS

**YOUR COMPLETE MOBILE SOLUTION!**



*\*Shown with IDI's ISR mobile radiological table*

## Advanced Surgical Visualization Equipment Management System

### Featuring

- Six foot boom reach
- Ten 15a 120V User Accessible power outlets
- Customizable video input connections
- Motorized boom lift
- State-of-the-art video routing
- Two 4K UHD Displays
- Bluetooth Audio
- Fully assembled
- Locking and steering casters

### Use for

- Urology
- Vascular
- GI/Endo
- Spine
- Pain
- Hybrid/OR

INTELLIGENT DESIGN ► TANGIBLE OUTCOMES

**idi**  
imagediagnostics.com

## O.R. INTEGRATION

The ILEX DUO is a mobile visual integration system designed to streamline surgical workflows by consolidating essential equipment and enhancing visualization for surgical teams at a fraction of the cost of fixed room integration systems.

## ILEX DUO ADVANTAGES

### Versatile Display Positioning


- 6'8" walk-under height.
- Supports positioning of (two) 4K60 displays up to six feet (183cm) from the device, enabling optimal viewing angles and maintaining surgical team focus.
- Displays can be arranged side-by-side or stacked, easily moved up out of the way during room turnover & easily positioned with over 360 ° rotation and 45° elevation.

### Advanced Video Integration

- Features advanced video routing with zero-delay switching and customizable presets for rapid, user-friendly control.
- Supports up to 8 digital or analog video sources, with image management capabilities like cropping, mapping, and scaling.
- Includes a built-in KVM for remote support and a 10" touchscreen for intuitive video routing and layout selection.

### Power & Customization

- Equipped with an 10-outlet, 120v 15A power strip for additional devices.
- Adaptable for various minimally invasive specialties (Urology, Vascular, GI/Endoscopy) with customizable shelf and screen setups (dual, quad, split-screen, etc.).

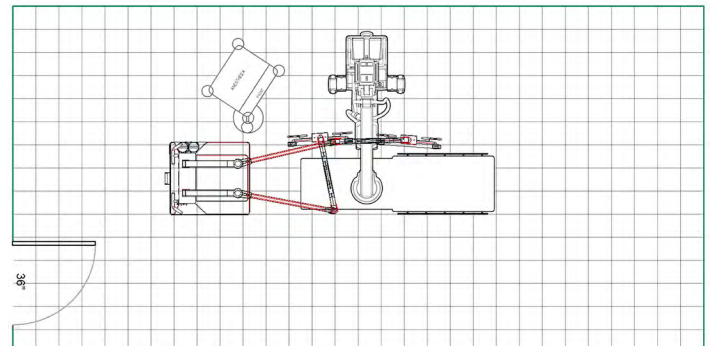


### Accessory & Equipment Consolidation

- Offers multiple industry-standard accessory mounts (GCX, ITD bolt patterns) and adjustable shelves (supporting up to 65 lbs each).
- Facilitates consolidation of various medical devices (e.g., scopes, generators, suction pumps), and frees up table-side space while supporting flexible equipment arrangements.

### Compact & Mobile Design

- Designed for easy transport with steering and locking casters, it now has front & back push handles and a small footprint that fits through standard doors (79" height, 36" width).
- Features an open design for visibility and a transport mode for moving between rooms.



Example set up in a 15'x 30' Vascular Room

# IDI ILEX DUO

## USES AND DIMENSIONS

Endo/GI



*Pair with the 100-RTL or 100-4T*

Urology



*Pair with the 100UCPlus*

Vascular



*Pair with the ISR or 100-4T*

## SELECTED ACCESSORIES

### Charting station includes:

- ▶ Additional Monitor mount

*\*monitor not included*

- ▶ CPU mount

- ▶ Extendable Keyboard Tray



**Dual Endoscope Holder**

- ▼ Keyboard tray fully extended



**Shelf Extensions**



**CPU Mount**



**Utility Basket**

# IDI ILEX DUO

## SPECIFICATIONS

### System Includes

- Flangeless Channel
- VHM arm for Touch Controller
- Utility Basket
- Two Standard 4K UHD displays
- Bluetooth Audio
- Motorized Boom Lift

### Monitors

- Resolution: Up to 4K60, 4:4:4, 10/12 bit HDR
- Aspect ratio: 16:9
- Brightness (typical): 1000cd/m2
- Contrast ratio: 1300:1
- Number of colors:
- Latency: 0,1ms

### Intuitive touchscreen interface

- 10" (25.4 cm) Touch Screen
- 16:10 widescreen
- 1280x1080 resolution
- Projected Capacitive w/Gorilla Glass®

### 4K router video inputs

- Standard inputs: 5 digital 1 Analog
- Digital inputs: Supports - DP, HDMI, DVI
- Analog inputs: VGA, SOG, Svid, Composite
- One Analog plate for all Analog sources

### 4K router output:

- Decoder video output:
- HDMI 2.0, up to 4K60 resolution, 4:4:4, 10/12 bit HDR
- Future-proof IP-based architecture

### Monitor arms

- Spring arms: length 37" (93.98 cm), range of motion -75 degrees down, 45 degrees up, rotation: 330 degrees
- Monitor handle resolution - 660 degrees
- Monitor shelf leveling feature
- Motorized lift: 9" (22.8 cm) travel
- Balanced Displays - 6'6" walk under (1.98 meters)
- Overall boom length: 89" (2.26 meters)

### Equipment shelves, etc.


- Shelves = 23"Lx19"W (58.42cm L x 48.26cm W)
- With two extensions added: 33"W (83.82 cm)
- With one extension added: 25"W (63.5 cm)
- 65lb capacity per shelf

### Transport & Storage

- Door accessibility: 36" x 79" (0.914 meters x 2 meters)
- Caster lock: steering, float, all lock
- Collapsed height: 79" (2 meters)

### Electrical

- Power required: Qty (1) 120V 15a
- Built in 1800W ISO transformer
- Qty (10) user accessible 120 outlets



Storage front view

Storage back view

ilex Duo ready for transport and storage

Footprint: 33" x 37" (83.8 x 94 cm)



ORDER: Sales@ImageDiagnostics.com

SUPPORT: TechSupport@ImageDiagnostics.com

WEBSITE: www.imagediagnostics.com

+1-978-829-0009

Monday through Friday

8am to 5pm, Eastern

